



### District Report Card: 2017


<b>State:</b> Rajasthan	<b>District:</b> Pratapgarh (raj.)
<b>Class:</b> 5	<b>Subject:</b> Language
<b>Schools:</b> 52	<b>Students:</b> 729


### Participation/Coverage


#### Students

<div>GENDER</div> <div></div>	Boys		Girls	
	Number	%	Number	%
	373	51.17	356	48.83

<div>AREA</div> <div></div>	Rural		Urban	
	Number	%	Number	%
	718	98.49	11	1.51

<div>CATEGORY</div> <div></div>	SC		ST		OBC		GEN	
	Number	%	Number	%	Number	%	Number	%
	46	6.31	593	81.34	54	7.41	36	4.94

<div>CWSN</div> <div></div>	LD	VI	HI	S&LD	ID	Oth
	1	1	0	0	3	0

<div>Management</div> <div></div>	Government		Government-aided	
	Number	%	Number	%
	729	100.00	0	0.00

### Average Performance of Students in Language (%)

Overall	Gender		Area		Management		Social Group			
	Male	Female	Rural	Urban	Govt.	Aided	SC	ST	OBC	GEN
60.05	57.59	62.62	59.66	85.45	60.05	0.00	62.17	58.09	70.86	73.33

## Performance on Learning Outcomes (LOs)

Learning Outcomes	Description	Average Performance(%)
L504	Reads and comprehends independently storybooks, news items/ headlines, advertisements etc.	58.19
L508	Reads text with comprehension, locates details and sequence of events	60.97

Range of Performance of Students who Answered Correctly							
Below 30%		30% - 50%		50% - 75%		Above 75%	
Number	%	Number	%	Number	%	Number	%
87	11.93	172	23.59	264	36.21	206	28.26

### Lowest Performing Learning Outcomes (LOs)

- 1 - Reads and comprehends independently storybooks, news items/ headlines, advertisements etc. (58.19)
- 2 - Reads text with comprehension, locates details and sequence of events (60.97)